



EASYMANUAL

Installation Guide

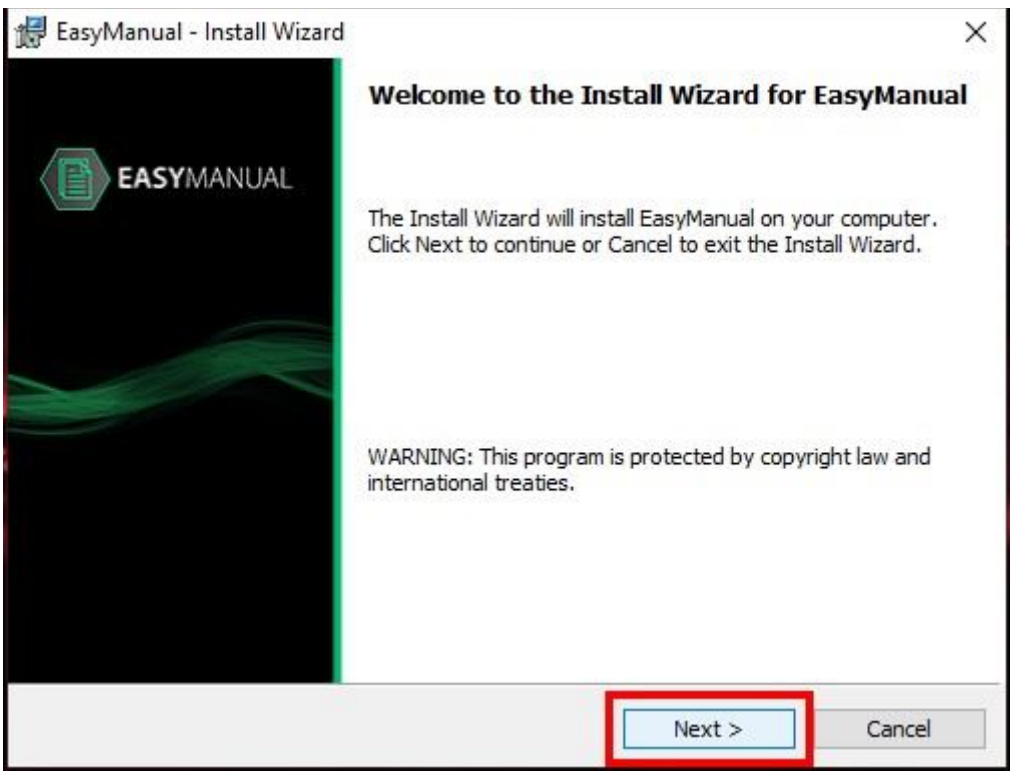


Project Information

Title	Installation Guide
Revision	1.0
Author	Raynet GmbH
Description	Installation & Activation of EasyManual

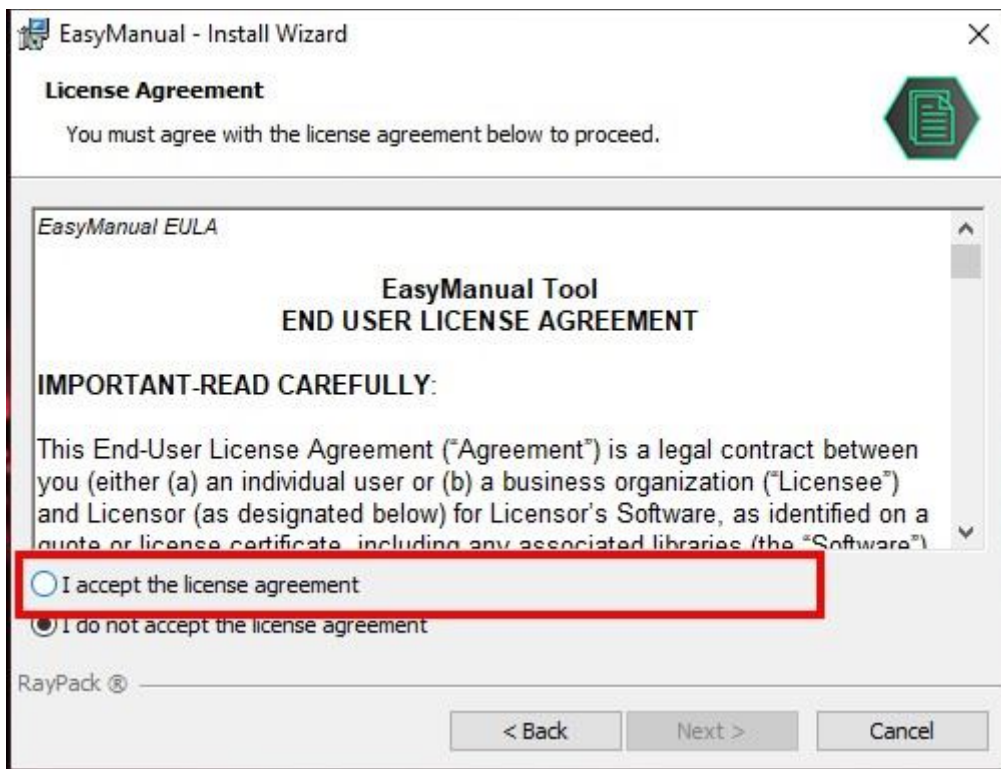
Screenshots + Steps

1



The Install Wizard guides you through the installation of EasyManual. Click "Next" to continue.

2



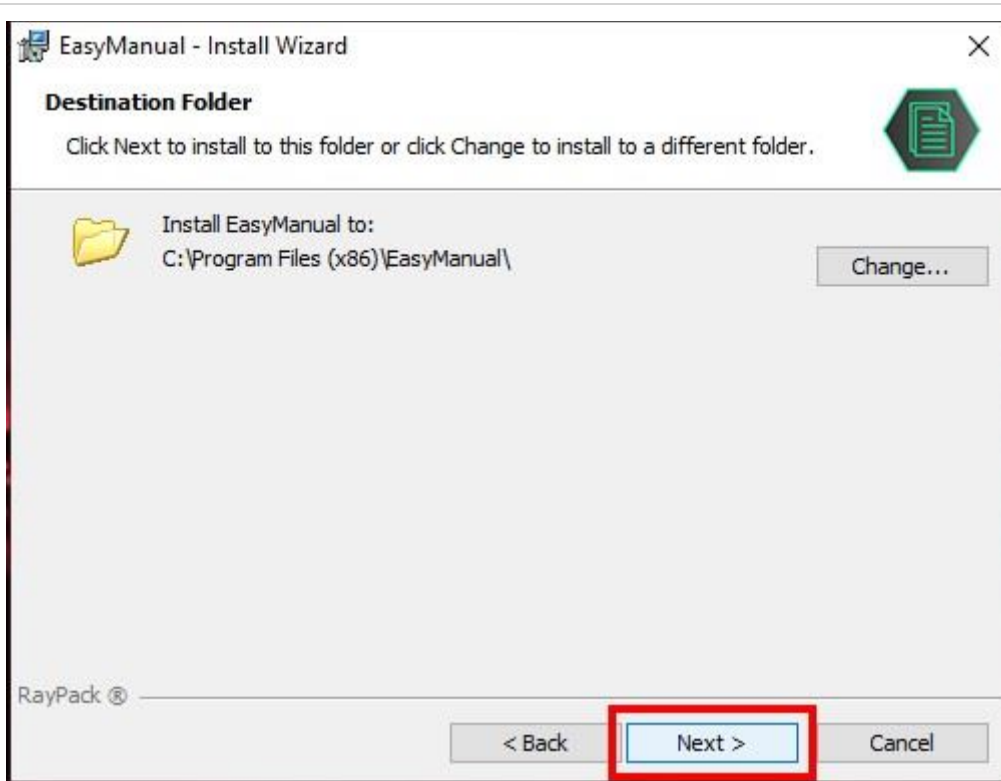
To continue, please accept the EasyManual EULA.

3



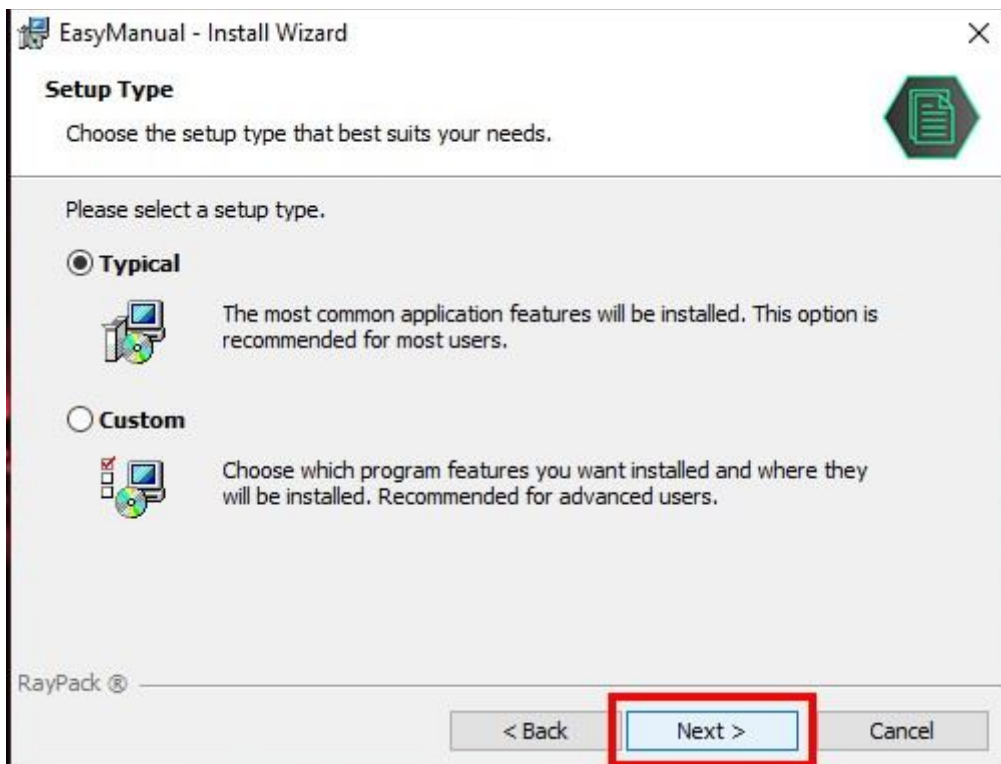
Click "Next" to continue.

4



If you don't want to make any changes to the location, click "Next".

5



Here you can choose between a user-defined (Custom) and a standard installation (Typical). We recommend the standard installation.

6

EasyManual - Install Wizard

RayFlow Server

Define where is your RayFlow instance running

Configure RayFlow access for this product

URL address of RayFlow Instance.

This has to be a full address to an accessible RayFlow instance, including the protocol name (http:// or https://). The server will be used by a default profile. You can also skip this step now and configure the address later on a profile basis.

RayPack ®

< Back **Next >** Cancel

This step can be skipped. Click "Next" to continue.

7

EasyManual - Install Wizard

License Type

Choose the license type that best suits your needs.

Order Number
Select for online activation.

License File
Offline activation using license file.

Skip activation
The activation wizard will be run at the start of the EasyManual.

RayPack ®

< Back **Next >** Cancel

To activate EasyManual, select the "Order number" option. With a click on "Next" you will get to the next step.

8

EasyManual - Install Wizard

Customer Information

Please enter your information.

Order number:
EasyManual2020-8a4d-2582cf86de39

Email:
m.mustermann@raynet.de

User name:
m.mustermann

Company:
Raynet GmbH

RayPack ®

< Back Next > Cancel

Please enter your order number, email address, username and company. You can find the order number in the download folder of EasyManual.

9

EasyManual - Install Wizard

Customer Information

Please enter your information.

Order number:
EasyManual2020-8a4d-2582cf86de39

Email:
m.mustermann@raynet.de

User name:
m.mustermann

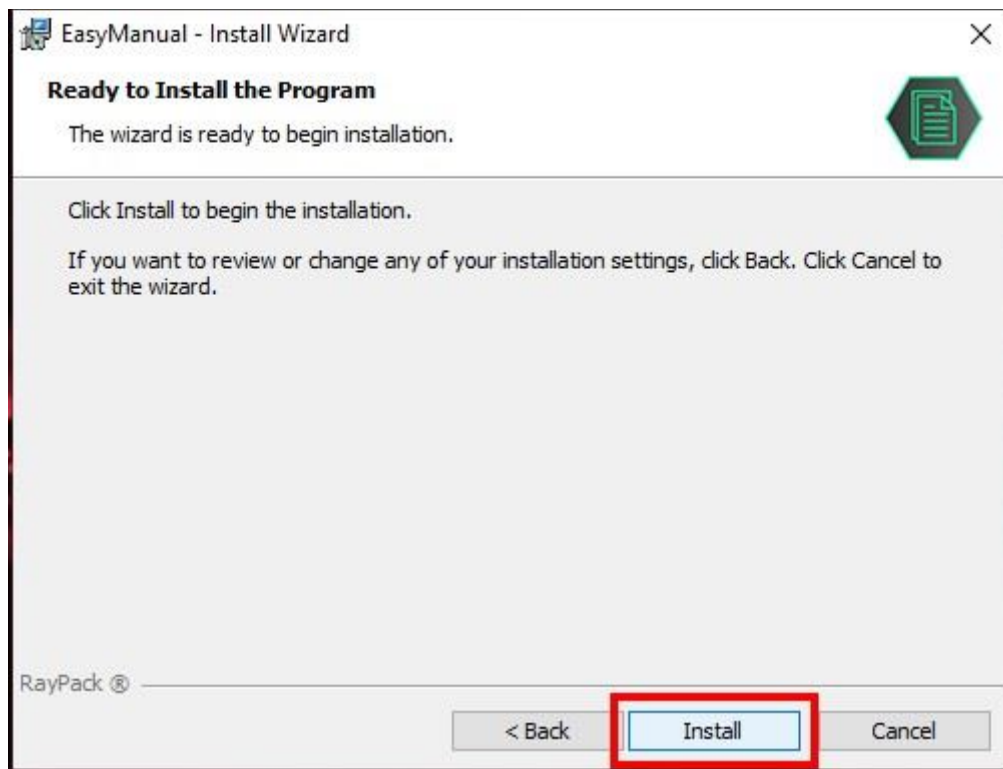
Company:
Raynet GmbH

RayPack ®

< Back Next > Cancel

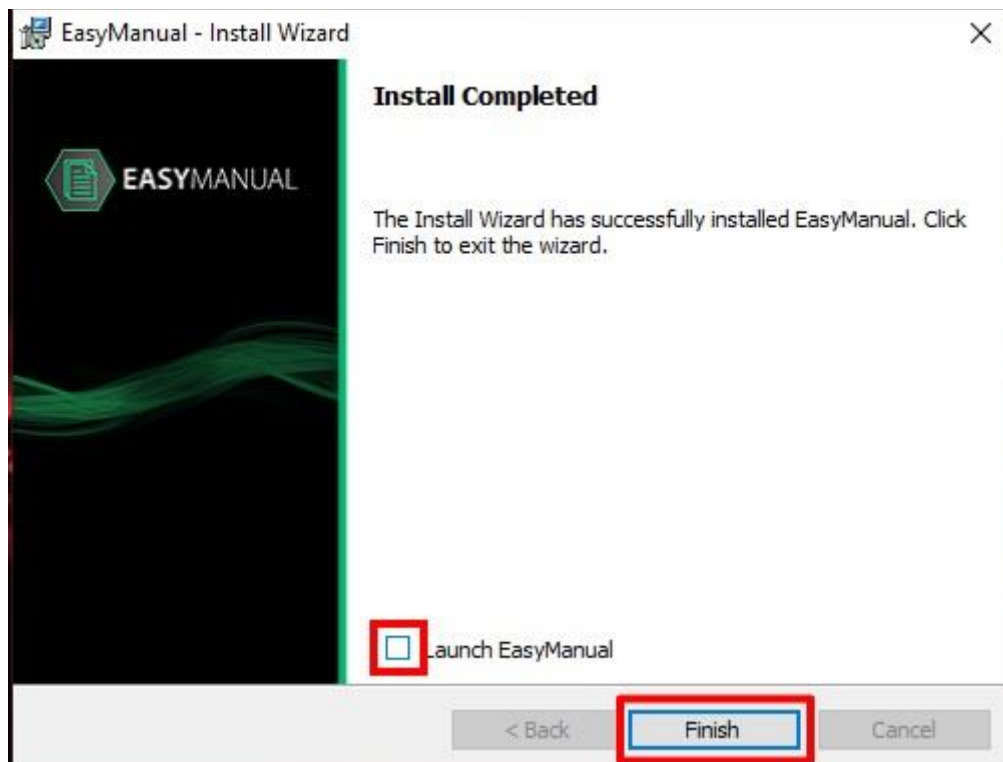
Your username can be chosen as you like. We recommend a user name according to the following specifications: "m.mustermann". Click again in the field with the order number and confirm with "Next".

10



Click on "Install" to start the installation.

11



Activate the checkbox and click "Finish" to start EasyManual.